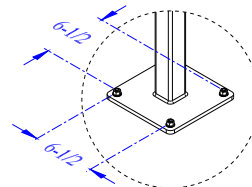
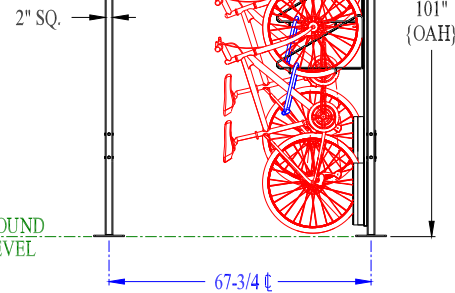
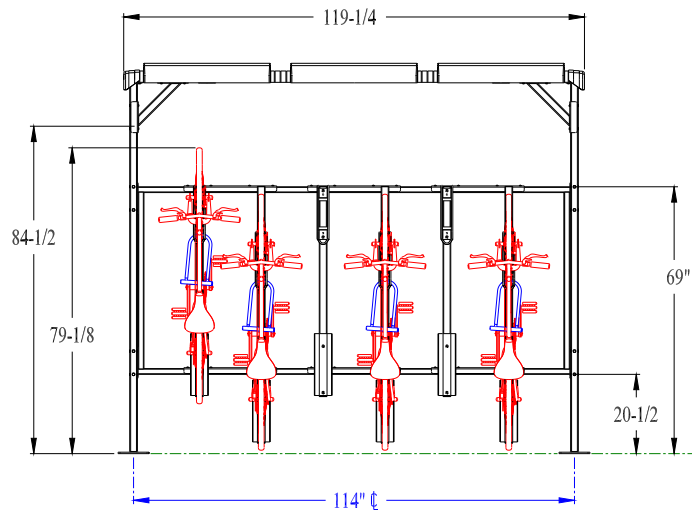


MOUNTING DIM'S  
ON CONCRETE  
BASE PAD

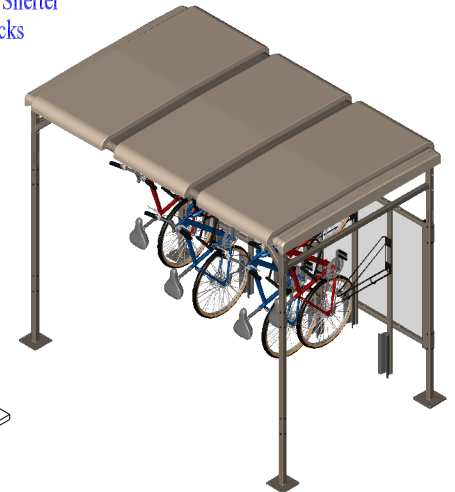
See View A



View A  
3:1



{6-Bike} Capacity Shelter  
with (6) W-Racks



SHELTER CONTRUCTION IS COMPRESSION MOLDED SMC  
FIBERGLASS TOPS WITH ABS SOFFETS, POWDER COATED  
STEEL FRAMES & POLYCARBONITE SIDE PANELS

STANDARD COLORS ARE TAUPE FRAMES & SANDSTONE  
TOPS & SOFFETS. OTHER COLORS AVAILABLE

SHELTERS ARE AVAILABLE IN (2) TOP & (3) TOP STARTERS  
WITH ADDITIONAL (2) TOP & (3) TOP ADDERS COMBINED  
TO CREATE UP TO A (24) TOP SHELTER BANK

(6) W-RACKS HAVE TUBULAR STEEL POWDER COATED  
FRAMES WITH 3/8" Ø POWDER COATED STEEL ROD  
WALL-RACKS & PVC TIRE GUARDS

STAINLESS STEEL WALL-RACKS ARE ALSO AVAILABLE

SHIPPING WEIGHT IS 703 LBS. OR 319 KG.

SHEET 1 OF 1	A	RELEASE FOR QUOTE		10/22/18
	REV	DESCRIPTION		DATE
TOLERANCES UNLESS OTHERWISE SPECIFIED: +/-	CYCLEPORT {3-TOP} ASSEMBLY {W-SHELTER}			
			<b>Cycle Safe</b> 5211 CASCADE ROAD - SUITE 210 GRAND RAPIDS, MI 49546 www.cyclesafe.com	
	BOB SLYH	10/22/18		
	CHECKED	DATE		
	APPROVED	DATE		
.X .030 .XX .010 .XXX .005 ANGLE 1/2"	REV D	{1-SIDE} POLYCARBONITE (W-RACKS)		REV A

TOLERANCES UNLESS  
OTHERWISE SPECIFIED:  
+/-

.X .030  
.XX .010  
.XXX .005  
ANGLE 1/2°

BOB SLYH 10/22/18  
CHECKED DATE  
APPROVED DATE

**Cycle Safe**  
5211 CASCADE ROAD - SUITE 210  
GRAND RAPIDS, MI 49546  
www.cyclesafe.com

{1-SIDE} POLYCARBONITE (W-RACKS)

REV A